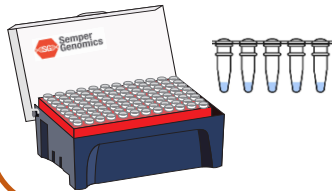



Sample Collection Manual

1


Collection kit: 24 microtubes of 0.2ml with 2.5ul of PBS 1X, tube rack, and collection box.
Storage at room temperature in a cool place.


2

Place the biopsies one by one in each PBS microtube.


3

Close the microtube perfectly and label it with a permanent marker, recording the ID of each sample on the lid.


4


Centrifuge samples (suggested) before storing them in the tube rack from the collection box.


5

Store the samples in the tube rack placing one patient per row.


6

Close the collection box and store it frozen (-112 °F).


7

Request collection service via WhatsApp 5529599623 or email ventas@sempergenomics.com


8

Deliver the collection box with frozen samples and their corresponding forms to the SG staff.

